




**BHAVAN VIDYALAYA  
NEW CHANDIGARH**

# **HOLIDAYS' HOMEWORK**

**SESSION-2025-26**

**CLASS - III**

*Summer  
Time*



**Dear Parents,**

**Warm greetings,**

First and foremost, we wish to express our gratitude for your ongoing support. Our students have really worked hard throughout the last session and they are looking forward to the pleasures which a summer break brings.

***“We do not inherit the Earth from our ancestors, we borrow it from our children”***

We are not the owners of the Earth, but temporary stewards entrusted with its care. It is our responsibility to preserve it for the well-being of future generations. To instill these values in our children, this year’s holiday homework has been thoughtfully designed around the theme:

 ***“Reduce, Reuse, Recycle”***

It aims to cultivate environmental responsibility, creativity, and independent effort among students. Our students will spend around one and a half month with you and we urge you to encourage activities that stimulate their mind, body and creativity.

We would like your co-operation in the following areas:

**Outdoor Activities:**

- Please take them to Kissan Mandi or Green vendors for purchase of vegetables and fruits and explain them how to look for fresh and ripe product.
- Try to go out for a walk at least 2-3 times a week.
- Hiking, biking, swimming or even gardening will be useful for them to connect to the nature.

**Family Time:**

- Please spend some time looking at old photographs /videos and enjoy the nostalgic trip down the memory lane.
- A short weekend getaway, having a movie night, sharing stories about your childhood, your school, your family trips, your first jobs, etc over a picnic in the city park, balcony or terrace would be a great way to connect with your child.
- Cherish these moments of togetherness.

**Reading:**

- Encourage them to read newspapers/books.
- If possible, get membership of local library.
- It helps to improve their reading competency.
- **Limit Screen Time:**
- Engage them in different activities at home, e.g. Allow them to help you in cooking.
- Encourage them to spend some time with grandparents /elderly neighbours.
- Please teach them a few basic domestic chores like washing their own utensils, folding

their clothes, washing their clothes, making their bed, maintaining the kitchen garden/garden.

**Encourage Journaling:**

- The practice of keeping a diary or journal can help them to process emotions and experiences, reduce stress and anxiety.
- It will also come handy when they prepare their portfolio, as required by CBSE.

Let us use this summer break to nurture our children with real knowledge which demands our time and love.

We look forward to welcoming everyone back in the month of July, rested, rejuvenated, and ready for another year of learning and growth.

Hope you will have a great time together!

**Warm regards,**

**Principal  
Bhavan Vidyalaya  
New Chandigarh**

## GENERAL GUIDELINES

- Holiday Homework must be **neatly handwritten**, completed **independently**, and reflect **sincere effort**.
- All assignments should creatively incorporate the theme “**Reduce, Reuse, Recycle**”.
- **Originality and creativity** are encouraged and will be rewarded.
- Each subject's work should be done on **loose sheets** (ruled or plain, however in case there are subject specific instructions to use a different medium such as scrap file/Activity book or any other format then those specific instructions should be followed).
- Use **separate folders** for each subject, made from **recycled or reused materials** such as:
  - Newspapers
  - Cartons
  - Cardboard
- **Plastic folders and handmade designer sheets will not be accepted.**
- A reference link to create recycled folders has been shared here:  
<https://youtube.com/shorts/TtbzVWLocrE?si=rO4DG7v4Z-Ht-w12>
  - Clearly label each folder with the following details:
  - Student's Full Name
  - Class & Section
  - Subject
  - Roll Number
  - Holiday Homework 2025
- Submit **physical folders** to the respective subject teachers.
- **Submission Date:** 8.07.25-English, Arts
  - 9.07.25- Punjabi, Maths
  - 10.07.25- Computer, EVS 2, Music
  - 11.07.25- Hindi, Evs1

○ \_\_\_\_\_

## • PRESENTATION GUIDELINES

- Use **ruled sheets** for theory-based work and **plain sheets** for diagrams or artwork, unless stated otherwise by the subject teacher.
- Avoid use of **plastic covers, glitter, sequins, or non-biodegradable decorative materials**.

- Enhance presentation by including:
  - Mind maps
  - Posters or infographics
  - Poems or slogans
  - QR codes linking to digital content

---

### **DIGITAL WORK (If Applicable)**

- Only prepare and submit digital work (e.g., **PPTs, videos**) if **explicitly instructed**.
- Label your digital files as:  
Class\_Section\_Name\_Subject\_HHW2025
- Share via the **CSM App** or official school email by the deadline.

---

### **SUGGESTIONS FOR CREATIVE INCLUSIONS**

To reinforce the theme of sustainability, you may include:

- **Eco-friendly posters** with slogans
- **Crafts or models** using household waste
- **Waste audit reports** or **water-saving diaries**
- **Innovative use of reused packaging** in your presentation

---

### **ASSESSMENT CRITERIA**

Criteria	Marks
Originality & Creativity	10
Neatness & Presentation	10
Content Accuracy & Relevance	10
Timely Submission	10
Use of Recycled/Upcycled Material	10
<b>Total</b>	<b>50</b>

---

We hope this Holiday Homework inspires our students to become **creative thinkers, responsible citizens, and champions of sustainability**.

## **SUBJECT: ENGLISH**

**1. Read a Story and Create a Word Garden:** Let's have some fun while revising and reinforcing the new vocabulary words we've learned while reading the chapters 'The Golden Touch' and 'I Meant to Do my Work Today' in Literature by creating a mini word garden using the instructions below:

### **Instructions:**

- a. Use an old cardboard box or a shoe box as the base for your garden.
- b. Decorate the box with scrap paper, newspaper, or other recyclable materials.
- c. Create five flowers out of paper, ensuring each flower has four petals.
- d. On each petal, write: One new English word Its meaning Two sentences (one per petal)
- e. Utilise straws or sticks to support the flowers upright.
- f. Arrange the flowers inside your decorated box.

**2. "Thank You, Earth!" Poster:** Create a colourful poster featuring three promises to help the Earth (e.g., "I'll save water!"). Decorate with magazine cut outs or dried leaves. Prepare eight lines on the poster for a show-and-tell graded activity on the assigned date.


### **3. Your Favourite Superhero:**

Create a drawing of your favourite superhero on an A4 sheet and add some vibrant colours. Be sure to include the superhero's name, their superpower, and write five sentences explaining why you admire them.

### **4. My Travel Journal:**

Print the image provided below and fill in the requested information:





## GRAMMAR FUN LAND

### Instructions:

- Write all answers on A4-size ruled sheets.
- ☺ Use your best handwriting and add a splash of colour!
- ✎ Highlight articles, punctuation, or capital letters using your favourite colours.

### **Q1: Fix the Sentence Party!**

Some sentences are feeling a bit messy. Help them shine by using capital letters and punctuation marks! Rewrite them neatly:

- a) where is my bat
- b) yes we won the match
- c) ram will you come to school tomorrow
- d) mary goes to richa s house every day
- e) i wont play with you

### **Q2: Noun Hunt Challenge!**

Nouns are hiding in these sentences. Can you find the proper, common and collective noun? You need to underline- proper noun, circle- common noun and double underline – collective noun. Don't forget to use your favourite colours.

- a) Virat hit the ball.
- b) Maya loves to read Harry Potter books.
- c) A bundle of sticks was lying on the ground.
- d) India is a beautiful country.
- e) A flock of birds flew across the sky

**Q3: Article Artists – Fill in the Blanks:** Pick the right artist: **a, an, or the**. Don't forget – use your colour pens to underline the articles!

- a) He has \_\_\_ orange bat.
- b) I saw \_\_\_ elephant at the zoo.
- c) We played \_\_\_ match yesterday.
- d) She is \_\_\_ honest player.
- e) \_\_\_ moon is bright tonight.



#### Q4: Plural Power!


Turn these singular words into plural superheroes!

- a) apple → \_\_\_\_\_
- b) quiz → \_\_\_\_\_
- c) thief → \_\_\_\_\_
- d) butterfly → \_\_\_\_\_
- e) man → \_\_\_\_\_
- f) monkey → \_\_\_\_\_
- g) child → \_\_\_\_\_
- h) zero → \_\_\_\_\_
- i) radio → \_\_\_\_\_
- j) news → \_\_\_\_\_

#### ♀ Q5: Article & Capital Fix-Up!

These sentences need a little magic. Rewrite them using the correct article (a/an/the) and make sure capital letters are in place!

- a) i saw a eagle in the sky.
- b) she has an bat and a ball.
- c) the sun is a star.
- d) a owl sat on the tree.
- e) my brother is an umpire.

 **Bonus Tip:** You can draw small icons or pictures related to your exercise to make it extra fun!

## हिंदी वषय

निर्देशः 1. अप्रैल से मई तक कए गए कार्य का अभ्यास करें।

2. पुस्तक- लेखन पाती में पृष्ठ संख्या 5-20 तक पूरे कीजिए।

प्रश्न-1. चंद्रमा की व भन्न अवस्थाओं (Phases of Moon) का चत्र 4 पर बनाएँ और उनके नाम भी लखें।

प्रश्न-2. छुट्टियों में पंचतंत्र की कहानियाँ, जातक कथाएँ, तेनाली रामन, चंपक, नैतिक कथाएँ जैसी अ धक से अ धक कहानियाँ पढ़ें।

प्रश्न- 3. 'में' तथा 'में' का प्रयोग

'में' का प्रयोग अपने नाम के स्थान पर होता है। इसमें 'म' के ऊपर 'ऐ' की मात्रा तथा अनुस्वार का प्रयोग होता है।

'में' का प्रयोग 'अंदर' के अर्थ में करते हैं। इसमें 'म' के ऊपर 'ए' ही मात्रा तथा अनुस्वार लगाते हैं।

( ) नीचे लखे अपूर्ण वाक्यों को 'में' और 'में' से जो उ चत हो लखकर पूरा कीजिए-

(क) \_\_\_\_\_ अपने परिवार के साथ भारत देश \_\_\_\_\_ रहता हूँ ।

(ख) \_\_\_\_\_ दिल्ली \_\_\_\_\_ रहता हूँ।

(ग) सप्ताह \_\_\_\_\_ सात दिन होते हैं ।

(घ) \_\_\_\_\_ आज बगीचे \_\_\_\_\_ गया था।

(ङ.) \_\_\_\_\_ और मेरी बहन बाग \_\_\_\_\_ खूब खेले।

प्रश्न-4. नीचे लखे अपूर्ण वाक्यों को 'की' और 'क' से जो उ चत हो लखकर पूरा कीजिए-

'क' का प्रयोग दो वाक्यों को जोड़ने के लए किया जाता है और 'की' का प्रयोग दो शब्दों को जोड़ने के लए किया जाता है।

(क) माँ ने कहा था \_\_\_\_\_ ( क/की) आते समय कुछ फल लेते आना।

(ख) हमारे देश \_\_\_\_\_ ( क/की) संस्कृति बहुत महान है।

(ग) कर्नाटक \_\_\_\_\_ ( क/की) राजभाषा कौन-सी है?

(घ) तुम्हें चाय पीना पसंद है \_\_\_\_\_ ( क /की) दूध?

(ङ) रोगी \_\_\_\_\_ क/की) स्थिति बहुत अच्छी नहीं है।

प्रश्न-5. नीचे लखे शब्दों में 'ढ' या 'ड' व्यंजन लगाकर शब्द लखें -

१) \_\_\_\_\_ककन

२) प \_\_\_\_\_ई

३) क \_\_\_\_\_ई

५) \_\_\_\_\_ल

६) \_\_\_\_\_लक


७) \_\_\_\_\_ल

८) सी \_\_\_\_\_

९) गा \_\_\_\_\_

१०) बा \_\_\_\_\_

प्रश्न-6. चित्र को देखकर नाम ल खए-



## SUBJECT: PUNJABI

ਪ੍ਰ-1 : ਮੇਰਾ ਪਰਿਵਾਰ

ਗਤੀਵਿਧੀ:- ਆਪਣੇ ਪਰਿਵਾਰਕ ਮੈਂਬਰਾਂ (ਮਾਤਾ, ਪਿਤਾ, ਭਰਾ, ਭੈਣ) ਦੀ ਫੋਟੋ ਚਿਪਕਾਓ ਅਤੇ ਉਹਨਾਂ ਪਰਿਵਾਰਕ ਮੈਂਬਰਾਂ ਦੇ ਵਾਰੇ ਦੇ - ਦੇ ਵਾਕ ਲਿਖੋ।

### **Q-1 My Family**

Activity: Paste the pictures of your family members.

Instruction: Label each member in Punjabi (eg. mother, father, brother, sister) and write two sentences about them in Punjabi.

ਪ੍ਰ-2: ਦੋ ਪੇਜ ਸੁਲੇਖ ਲਿਖੋ।

Q-2: Do two pages of Sulekh on Ruled pages.

## WORKSHEET

### 1. ਪ੍ਰਸ਼ਨਾਂ ਦੇ ਉੱਤਰ ਲਿਖੋ ।

ਪ੍ਰ-1 ਚਿੜੀ ਨੂੰ ਹਵਾ ਉੱਪਰ ਗੁੱਸਾ ਕਿਉਂ ਆਇਆ?

ਉ- \_\_\_\_\_  
\_\_\_\_\_  
\_\_\_\_\_  
\_\_\_\_\_

ਪ੍ਰ-2 ਚਿੜੀ ਦੀ ਅਸਲ ਮਦਦ ਕਿਸ ਨੇ ਕੀਤੀ?

ਉ- \_\_\_\_\_  
\_\_\_\_\_  
\_\_\_\_\_

### 2. ਖਾਲੀ ਥਾਵਾਂ ਭਰੋ ।

1. ਚਿੜੀ ਉੱਡ ਕੇ ----- ਕੋਲ ਗਈ ।

2. ਹਵਾ ----- ਤੋਂ ਬਚਣ ਲਈ ਬੱਦਲਾਂ ਵਿੱਚ ਚਲੀ ਗਈ ।

3. ਲੇਖ- ਮੈਂ

\_\_\_\_\_  
\_\_\_\_\_  
\_\_\_\_\_  
\_\_\_\_\_  
\_\_\_\_\_  
\_\_\_\_\_

4. ਦਿੱਤੇ ਗਏ ਅੰਕਾਂ ਨੂੰ ਸ਼ਬਦਾਂ ਵਿੱਚ ਲਿਖੋ।

1	
3	
7	
9	
12	
15	
17	
19	
20	



## SUBJECT: MATH

### 1.Revise the following topics: (No Written Work)

- (a) Rounding off Numbers
- (b) Properties of Addition
- (c) Properties of Subtraction
- (d) Properties of Multiplication
- (e) Revise tables up to 13.


### 2. ACTIVITY – 1

#### Multiplication Tree

- **Materials Needed:** A4 sheet, coloured pencils, markers, and crayons.
- Draw a **tree** with a **big trunk** and **branches**.
- On each branch, write a multiplication fact (choose a table between 2 and 13).

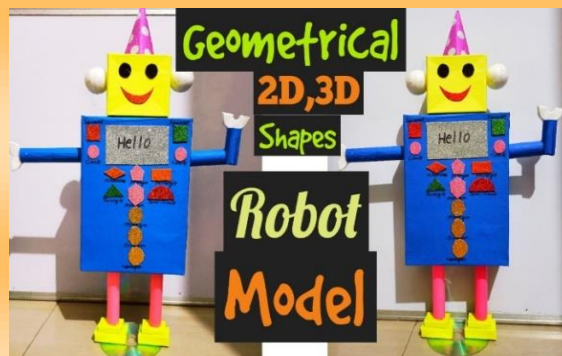
Example for the 4 times table:

- $4 \times 1 = 4$
- $4 \times 2 = 8$
- $4 \times 3 = 12$
- ... and so on.
- Add **colourful leaves** or **fruits** to represent the answers, and decorate the tree to make it look vibrant!



**Roll Number 1 – 10 will connect art with Math on A3 sheet.**

- Draw a scene on A3 sheet (garden, zoo, house, party, etc.).
- Include **objects to count** (birds, trees, balloons, etc.).
- Write at least **3 word problems** based on your drawing:
- Example: “There were 8 balloons. 3 flew away. How many are left?” ( $8 - 3 = 5$ )







# Magic Squares

Name: \_\_\_\_\_ Date: \_\_\_\_\_

Fill in grids so that each column, row and diagonal add up to the given sum.

The sum is 34.

			1
	11		14
3	10		
	5	9	4

The sum is 102.

48			
	30	33	24
			36
	45	42	3

The sum is 136.

		48	4
8			56
	40		
	20	36	16

The sum is 102.

	42		
36	21	18	
24	33		
39			48



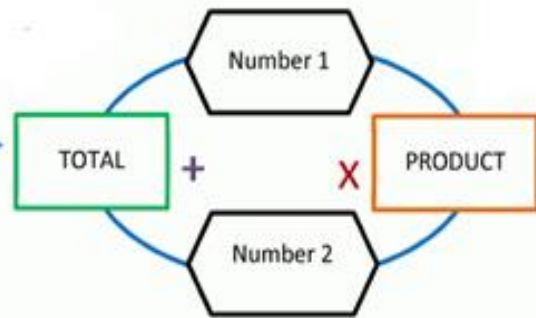
## 6. Comparing Numbers

Directions – Compare the numbers using  $>$ ,  $<$  or  $=$

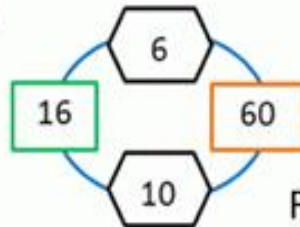
1,668 ___ 1,717	5,971 ___ 9,237
3,699 ___ 2,942	4,966 ___ 3,252
5,669 ___ 5,128	4,146 ___ 8,202
6,721 ___ 1,034	7,980 ___ 9,187
2,722 ___ 6,629	9,770 ___ 6,378
9,621 ___ 9,084	8,243 ___ 1,355
3,084 ___ 3,663	2,913 ___ 9,089

## 7.TOTAL PRODUCT PUZZLE

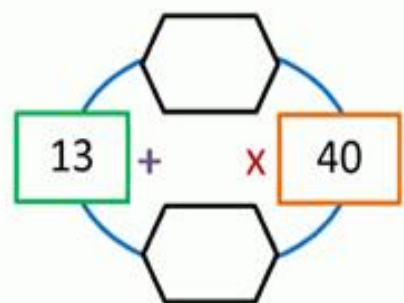
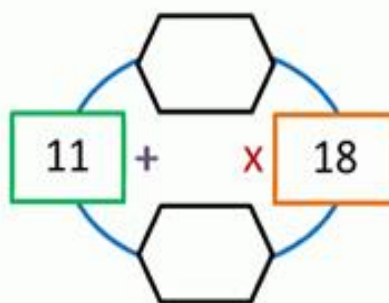
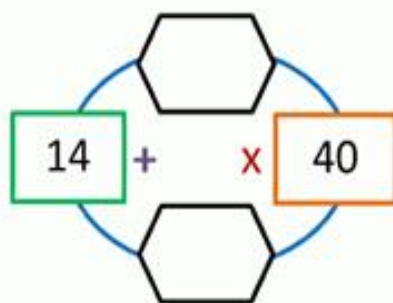
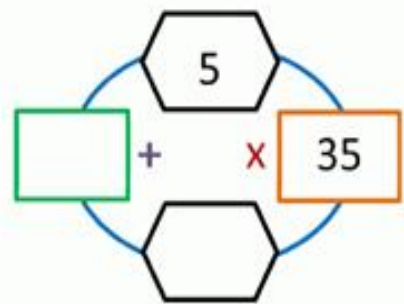
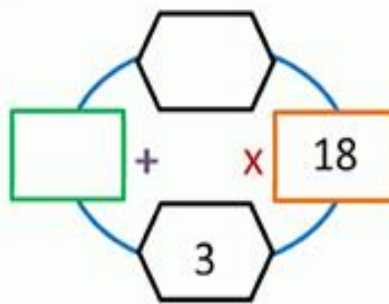
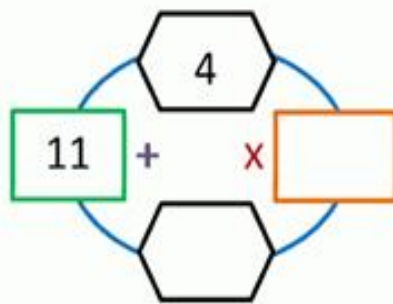
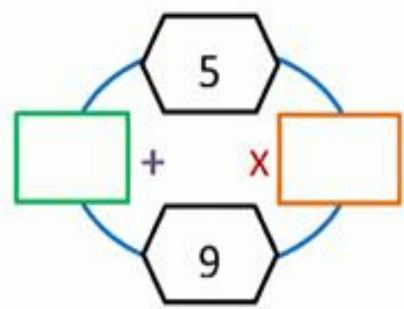
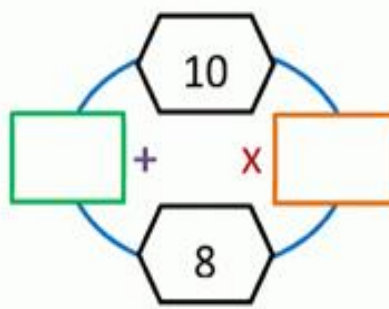
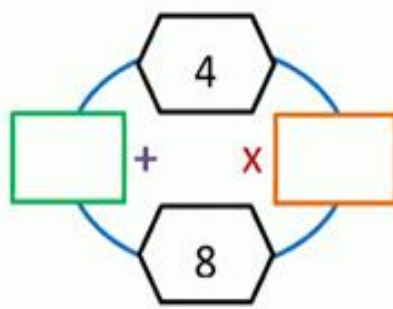
This is how the puzzle works!



### Example



Fill in the missing numbers in the puzzles below!





**8.FIND THE SUM: (TO BE DONE IN THIN MATH NOTEBOOK)**

$$\begin{array}{r} 5756 \\ + 2671 \\ \hline \end{array}$$

$$\begin{array}{r} 6506 \\ + 8579 \\ \hline \end{array}$$

$$\begin{array}{r} 2805 \\ + 8553 \\ \hline \end{array}$$

$$\begin{array}{r} 3260 \\ + 1842 \\ \hline \end{array}$$

$$\begin{array}{r} 2447 \\ + 7286 \\ \hline \end{array}$$

$$\begin{array}{r} 8858 \\ + 4339 \\ \hline \end{array}$$

**9. SOLVE THE FOLLOWING WORD PROBLEMS IN THIN MATH NOTEBOOKS:**

- (a) Jack and Jill had a class party for Easter. The teacher hid jellybeans around the classroom. Jack found 121 jellybeans. Jill found 119 jellybeans. How many jellybeans did Jack and Jill find altogether?
- (b) Alexa solved 513 math problems and Iran solved 237 problems. How many problems did the girls solve altogether?
- (c) Mr. Allen has 650 marbles. Miss Kaminski has 235 marbles. How many more marbles does Mr. Allen have than Miss Kaminski?
- (d) There are six hundred fifty-three people at the beach today. Four hundred eighty-six of them are swimming in the water, while the rest are sunbathing on the sand. How many people are on the sand?

## **SUBJECT: EVS I**

1. Revise all the work done in the notebook and book.

\* The below mentioned activities need to be done in scrap book made using coloured drawing sheets and a ribbon. Make a cover page for your scrapbook by drawing parts of a plant. Label all the parts of the plant (root, stem, leaves, flowers and fruit). You can use colors, patterns, and creative elements to make your cover page attractive.

2. **Activity 1:** Make a Fathers' Day card using dry leaves.

3. **Activity 2: Germination activity**

Grow any sprout (like gram or pulses) at home.

In the scrapbook, paste 3 pictures: Day 1, Day 2 and Day 3

Write your observations:

- What changes did you see?
- Which parts of the plant have grown?
- What did your plant need every day?

4. **Activity 3: My Locality**

**Task:** Refer to page 218 of the book – Subject Connect Activity. Make / draw a map of your locality / sector and paste in scrapbook.

5. **Activity 4: "Living Things in My Surroundings"**

- Take a walk around your home or neighbourhood and list 10 living things you observe (e.g., plants, insects, animals). Write a few lines on how each living thing helps the environment or human life.


6. **Activity 5: "Healthy Body Project"**

- Keep a 5-day health journal. Record your meals, physical activities, and rest each day. At the end of 5 days, evaluate your routine and write about 3 things you will do differently to live healthier (e.g., drink more water, exercise, eat more fruits).

**Solve the following worksheets and paste them in the scrapbook.**

## WORKSHEETS

### OUR BODY



#### Across

1. Many organ systems together form this
5. This system helps to produce babies
6. This system helps in throwing out waste from the body
8. Bean shaped organs that make urine
10. A group of similar cells
12. Blood and heat are found in this system

#### Down

2. It is made up of 206 bones
3. Long thin fibres that carry information
4. Process of breaking down food into a simpler form
7. Lungs and wind pipe are found in this organ system
9. This organ pumps blood
11. Food is churned here and mixed with digestive juices

## REVISION WORKSHEET

### Fill in the blanks:

1. Insects breathe through tiny pores called \_\_\_\_\_.
2. Living things need food to give them \_\_\_\_\_ to do various activities.
3. Plants breathe through \_\_\_\_\_ present on underside of leaves.
4. The five sense organs are \_\_\_\_\_, \_\_\_\_\_, \_\_\_\_\_, \_\_\_\_\_ and \_\_\_\_\_.
5. The two types of roots are \_\_\_\_\_ and \_\_\_\_\_.
6. Roots bind the soil and prevent \_\_\_\_\_.
7. \_\_\_\_\_ are called the kitchen or food factory of the plants.
8. Plants make food by a process called \_\_\_\_\_.
9. There are \_\_\_\_\_ number of bones in a human body.
10. \_\_\_\_\_, \_\_\_\_\_ and \_\_\_\_\_ make up the circulatory system.
11. \_\_\_\_\_, \_\_\_\_\_ and \_\_\_\_\_ make up the nervous system.
12. The waste from our body is thrown out in the form of \_\_\_\_\_, \_\_\_\_\_ and \_\_\_\_\_.
13. The \_\_\_\_\_ system helps to make babies.
14. Extra water in the food is absorbed in the \_\_\_\_\_ intestine.
15. The nose, windpipe and lungs form the \_\_\_\_\_ system.

### Answer in one word:

- |  |       |
|--|-------|
| 1. Organs of breathing in land animals                 | _____ |
| 2. A plant that closes its leaves on touching          | _____ |
| 3. Part of plants that grows above the soil            | _____ |
| 4. Example of a root that stores food                  | _____ |
| 5. An example of an underground stem                   | _____ |
| 6. Waste gas given out by plants during photosynthesis | _____ |
| 7. A flower that is eaten as a vegetable               | _____ |
| 8. The process by which a seed grows into a new plant  | _____ |
| 9. Many cells of similar type join to make a           | _____ |
| 10. A digestive juice found in the mouth               | _____ |

## **SUBJECT: EVS II**

### **1. MODEL MAKING – BASED ON ROLL NUMBERS**


- **The Water Cycle (Odd Roll Nos.)**

Make a model of 'Water Cycle' from **best out of waste**.

You may either use the link given below or use your own creativity and ideas to design your project on the **Water Cycle**. Make sure to use things easily available at home.

**LINKS:** <https://youtu.be/symOkmqw65U?si=4L9MDJM7zHkSjSI8>  
<https://youtu.be/symOkmqw65U?si=4L9MDJM7zHkSjSI8>  
<https://youtu.be/-hMbfLV7En4?si=jhEoqSVwG3Ptdrmv>

Note: See the picture for reference



- **Model of Globe Using Waste Material (Even Roll Nos.)**

Make a model of Globe using waste or recycled materials from your home. You may either use the link given below or use your own creativity and ideas to design your model.

**LINKS:** [How to make Earth Globe Very Easy at Home | 3d Earth Globe Model diy - YouTube](https://youtu.be/symOkmqw65U?si=4L9MDJM7zHkSjSI8)  
[https://youtube.com/shorts/EwvFs4-387E?si=5TCQzM7wRF\\_GYtk3](https://youtube.com/shorts/EwvFs4-387E?si=5TCQzM7wRF_GYtk3)

Note: See the picture for reference.



### **2. INVENT YOUR OWN GAME**

Design a fun, original game that will help you understand the concepts you have already learnt in the class in a better and more exciting way.

You can make:

A Board Game (like ludo, maze)

A Card Game (quiz cards, match-the-pairs, memory game)

A Spin-the-Wheel Quiz

A Puzzle Game

A Treasure Map Game with clues

**\*\* Use recycled materials to create your board/cards or material that is easily available at home.**

## WORKSHEET

NAME: \_\_\_\_\_

CLASS: \_\_\_\_\_

**Attempt all the questions in neat handwriting:**

**Q1. Unscramble the hints to fill in the blanks:**

1. Only this planet has life \_\_\_\_\_(herat).
2. The \_\_\_\_\_falls from the sky and fills lakes and rivers (inra).
3. Larger maps which are hung on walls are called\_\_\_\_\_(lamwlsap).
4. Trees make the air \_\_\_\_\_(eurp).
5. The capital of Rajasthan is \_\_\_\_\_(pajru).

**Q2. Give one word for the following:**

1. A piece of land which has water on three sides. \_\_\_\_\_.
2. The layer of air surrounding the Earth \_\_\_\_\_.
3. The process of collecting and storing rain water \_\_\_\_\_.
4. Large areas of land on the earth's surface \_\_\_\_\_.
5. An imaginary line on which the Earth spins \_\_\_\_\_.

**Q3. Match the following:**

Column A	Column B
1. Rotation of the Earth	a. West to east
2. Revolution of the Earth	b. Causes Day and night
3. One full rotation	c. Summer, Winter, Spring, Monsoon
4. One full revolution	d. 24 hours
5. Direction of the Earth's rotation	e. 365 days

**Q4. Look at the map of India and answer:**



1. Which state do you live in? \_\_\_\_\_

(Colour that state with green pencil colour.)

2. Colour and label the capital of India.

3. Colour any three neighbouring states of the state you live in.



## SUBJECT: COMPUTER

### (Roll No 1-15)

Create your very own scrapbook filled with 10 or more amazing devices that you use every day — at home, in school, or when you're out and about.

- Paste or draw pictures of each device.
- Write 1–2 fun sentences about what each device does and how it helps you.

(Example: “This is my microwave. It heats up my yummy popcorn in seconds!”)

Make your scrapbook colourful, creative, and full of imagination!

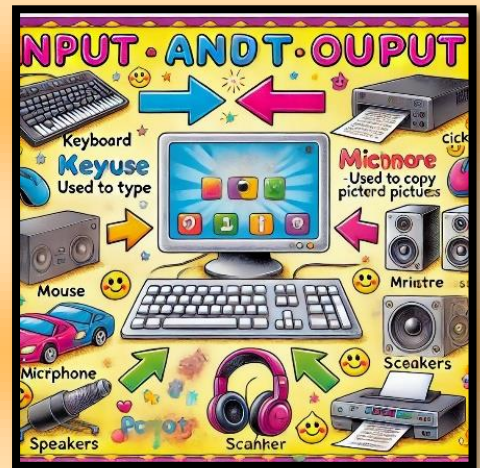
### (Roll No 16-28)

Interactive Poster Activity! 🤖

Let's Learn About Input and Output Devices!

Make a colourful poster on half chart paper that shows: (For reference picture is shown)

- Input Devices - (like a keyboard, mouse, microphone etc.)
- Output Devices -(like a monitor, printer, speakers etc.)



➤ Your Poster Should Include:

- Drawings or pictures of input devices and output devices
- Arrows to show how data goes into the computer (input) and how results come out (output)
- Labels and short, simple explanations (Example: “A mouse helps us click on things!”)
- Make it colourful and creative! Add speech bubbles like “I help you hear sound!”



## SUBJECT: ART & CRAFT

- MAC Book Page no: 11,12,13,14.
- Craft Activity:

### **Topic - “Reuse and Recycle”**

Artwork - 3D Animal Family



### **Materials:**

- \* Plastic bottle (cleaned and label-free)
- \* Mouldit clay
- \* Craft paints Acrylic
- \* Googly eyes or buttons
- \* Yarn or wool (for hair)
- \* Coloured paper or waste cloth (for facial features and clothing)



\*\*\*\*\*

## SUBJECT: MUSIC

### **"World of Instruments"**

♪ **Activity:** Choose any 2 musical instruments (one Indian, one Western).

✍ **Write:**

1. Name of the instrument.
2. What sound it make?
3. Which type of music it is used in?

✂ **Paste or draw pictures of those instruments on the A4 size sheet.**



🎉 You've completed your Holiday Homework! 🎉

We are so proud of your efforts.

☀️ Keep exploring, asking questions, and having fun!



Reflect & Share:



What was something new you learned during the break?

---

---

---

---

We hope your holiday homework kept your curiosity  
alive and your brain active!

We can't wait to see you back, full of ideas and energy.



**"Education is the most powerful weapon which you can use to change the world."**

**– Nelson Mandela**