

HOLIDAY

Homework



1. SUBJECT : ENGLISH

ACTIVITY 1: Idioms are an important part of vocabulary that gives an edge to our language skills. Idiom is an expression that takes on a figurative meaning when certain words are combined, which is different from the literal definition of the individual words. For example - Our holiday homework is a piece of cake. (Piece of cake means very easy.)

Your task is to find 5 idioms from each category mentioned below, write their meaning, use in a sentence, and make an appropriate illustration.

Colour – Example: Once in a blue moon : rarely

Food – Example: Cool as a cucumber : very relaxed


Body parts- Example: An old hand : an experienced person

Animals -- Example: Let the cat out of the bag : reveal a secret.

A Piece of Cake:


A task that can be accomplished very easily.

Example: There are only 3 dishes instead of 50, so washing the dishes tonight will be a piece of cake!



ACTIVITY 2: Supplementary Reader

Enjoy reading the funny tales 1 to 4 of the supplementary book - 'The World's Funniest Folktales'. Based on your reading, present your favourite story in the form of a comic strip on an A4 size sheet. Remember to colour it too!



ACTIVITY 3:

Vacation is the best time to learn a new skill. This vacation, add a feather to your cap by learning something about the state of Mizoram. Try learning Mizo dance/song/ cuisine / art/craft/ sport, etc. The list is endless. Once you have learnt a unique Mizo skill, prepare a short 1–2-minute video of yourself performing the newly learnt skill. Post the video on the English Google Classroom. Also jot down the following details on an A 4 size sheet:

Name of the Activity/Skill

1. Days spent in learning
2. Reason/s for learning the particular activity/ skill
3. Explain how the new skill was learnt
4. Your feelings about the skill you tried to learn

NOTE: These activities are to be done on A4 size sheets and filed together in a hand-made folder, neatly, with a presentable cover page

2. हिंदी कक्षा

अपनी रचनात्मकता और कलाकारी दिखाते हुए निम्नलिखित कार्य करिए-

1. Album (अलबम) बनाएँ

विषय - कठपुतली की कहानी

बच्चो, हमने पाठ - कठपुतली में राजस्थान के कठपुतली खेल के बारे में जाना था।

कठपुतलियाँ राजस्थान की परम्परागत वेशभूषा पहने, वहाँ के लोकगीत गाती, वहाँ के लोकनृत्यों पर नाचती नज़र आती हैं। बस, कठपुतलियों के बारे में यही सब जानकारी लिखकर व चित्र लगाकर एक सुंदर अलबम बनाइए।

2. Brochure (विवरण पुस्तिका)

1) त्रिपुरा के पारंपरिक व्यंजन / मिजोरम के पारंपरिक व्यंजन

2) त्रिपुरा में मनाए जाने वाले विभिन्न त्योहार/ मिजोरम में मनाए जाने वाले विभिन्न त्योहार

आपको त्रिपुरा/मिजोरम के पारंपरिक व्यंजन व उनके बनाने की विधि या त्रिपुरा/मिजोरम में मनाए जाने वाले विभिन्न त्योहारों के चित्र चिपकाकर पूरी जानकारी लिखते हुए एक सुंदर Brochure (विवरण पुस्तिका) बनानी है। (कम से कम चार व्यंजन/ चार त्योहार)। Brochure (विवरण पुस्तिका) को आप अपनी कल्पना अनुसार आकर्षक बना सकते हैं।

Roll No. 1-8 – त्रिपुरा के पारंपरिक व्यंजन

Roll No. 9-18 – मिजोरम के पारंपरिक व्यंजन

Roll No. 19-24 – त्रिपुरा में मनाए जाने वाले विभिन्न त्योहार

Roll No. 25-32 – मिजोरम में मनाए जाने वाले विभिन्न त्योहार

Roll No. 33-41 – त्रिपुरा के पारंपरिक व्यंजन

3. **पाठन कार्य:** छुट्टियों में अधिक से अधिक कहानियाँ व किताबें पढ़ें तथा घर के बड़ों से भी महाभारत, पंचतंत्र जातक कथाएँ आदि की कहानियाँ सुनें। अपनी पूरक पुस्तिका महाभारत भी पढ़ें।

3. SUBJECT: SOCIAL STUDIES

Activity 1

*Find out the following information about
Mizoram & Maharashtra:- Roll no. 1 to 20
Tripura & Bihar:- Roll no. 21 to 40*

- * Type of state legislature*
- * Total no. of seats in Vidhan Sabha/ state legislative assembly.*
- * Government in power in the state, party symbol*
- * Main opposition party, name, and party symbol.*
- * Name of the Governor and Chief Minister.*
- * Name of the Speaker*
- * Mark the states on the political Map of India.*

Activity 2 :Art Integrated Project Work

Topic: Mizoram & Tripura

For Roll no. 1 to 20

- 1. Write the recipe of Paanch phoran Tarkari, a popular vegetable dish of Tripura.
Try the recipe at home and paste the picture of this delicacy.*
- 2. Make a wall hanging with weaving art .*

For Roll no 21 to 40

- 1. Write the recipe of Koat Pitha, a popular sweet dish of Mizoram.
Try the recipe at home and paste the picture of this delicacy.*
- 2. Make a pair of tea coasters with weaving art and laminate it.*

4. SUBJECT : SCIENCE

ACTIVITY 1.Memory and thinking skills improve with regular crossword practice so make a Crossword Puzzle of 15 to 20 words on the following topics:

- i) Nutrition in Plants
- ii) Nutrition in Animals.

Activities 2 to 4 to be supported with illustrations .

ACTIVITY 2. Write an information on green toilets in activity file (only two pages).

ACTIVITY 3. Write briefly on any two-lab equipment that had been used during class activities or practical in not more than one page in activity file.

ACTIVITY 4.Compile the information on A4 size coloured sheet on the topic allotted against the Roll Numbers.

Roll No 1 to12: The aura ,the look, the taste of Mizo food is sure to tickle the taste buds leaving one craving for more so write on any one mouth-watering Cuisine of Mizoram.

Roll No 13 to 26 : The range of floral diversity for a small state like Tripura is very significant so research and write on any one plant growing abundantly in Tripura's Forest.

Roll No 27 to 40/onwards : There are Amazing Wildlife Sanctuaries in Tripura so explore them and write about any one animal found in one of these Wildlife Sanctuaries.█

5. SUBJECT : MATHEMATICS

Let us enjoy our summer vacation with few mathematical activities.

Activity 1

Mizoram
State



Clockwise from top: Vantawng Waterfall, Castle of Beino/Boinu, Mizo men and women performing Cheraw dance, Champhai

Let's count numbers in Mizo tawng (Language) (English - Mizo)



Agriculture(Jhum) site in Sialsuk Village, Mizoram, Pic taken by Amuana Ralte

If you learn or read carefully 1-10 in Mizo tawng you can easily master beyond 10 also as it repeat in each count to decade numbers too.

Digits	Mizo
0	bial
1	pakhat
2	pahnih
3	pathum
4	pali
5	panga
6	paruk
7	pasarih
8	pariat
9	pakua

English: One
Mizo tawng: Pakhat

English: Two
Mizo tawng: Pahnih

English: Three
Mizo tawng: Pathum

English: Four
Mizo tawng: Pali

English: Five
Mizo tawng: Panga

English: Six
Mizo tawng: Paruk

English: Seven
Mizo tawng: Pasarih

English: Eight
Mizo tawng: Pariat

English: Nine
Mizo tawng: Pakua

English: Ten
Mizo tawng: Sawm

English: Eleven
Mizo tawng: Sawmpakhat

English: Twelve
Mizo tawng: Sawmpahnih

English: Thirteen
Mizo tawng: Sawmpathum

English: Fourteen
Mizo tawng: Sawmpali

English: Fifteen
Mizo tawng: Sawmpanga

English: Sixteen
Mizo tawng: Sawmparuk

English: Seventeen
Mizo tawng: Sawmpasarih

English: Eighteen
Mizo tawng: Sawmpariat

English: Nineteen
Mizo tawng: Sawmpakua

English: Twenty
Mizo tawng: Sawmhnih

Learn and write counting numbers 1-20 in Mizo language.

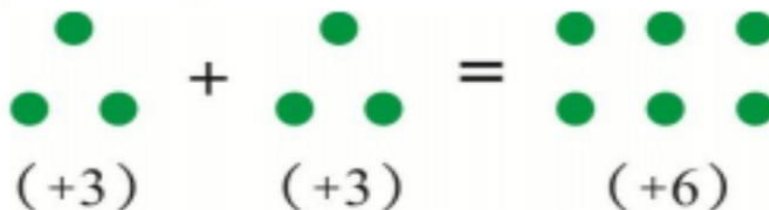
ACTIVITY 2 : Play with balls.

Description:

Students are supposed to take two different coloured sketch pens, same number of identical balls are to be drawn for one integer as indicated. Perform activity according to the given example. (-ve symbol means opposite/change of colour)

Example: Let green colour for +ve integers and red colour be for -ve integers.

1) 2×3 (2 times 3)



2) $-2 \times (-3) \Rightarrow \{-2 \text{ times } (-3)\} \Rightarrow \{6\}$

$$- \left[\begin{array}{c} \bullet \\ \bullet \end{array} \right] + \left[\begin{array}{c} \bullet \\ \bullet \end{array} \right] = - \left[\begin{array}{c} \bullet \bullet \bullet \\ \bullet \bullet \bullet \end{array} \right] \xrightarrow{\text{Change the colour}} \left[\begin{array}{c} \bullet \bullet \bullet \\ \bullet \bullet \bullet \end{array} \right]$$

(-3)
(-3)
(-6)
(+6)

Show the following in the form of pictures of balls.

- i) -3×4
- ii) 2×-4
- iii) -3×-4
- iv) 4×5

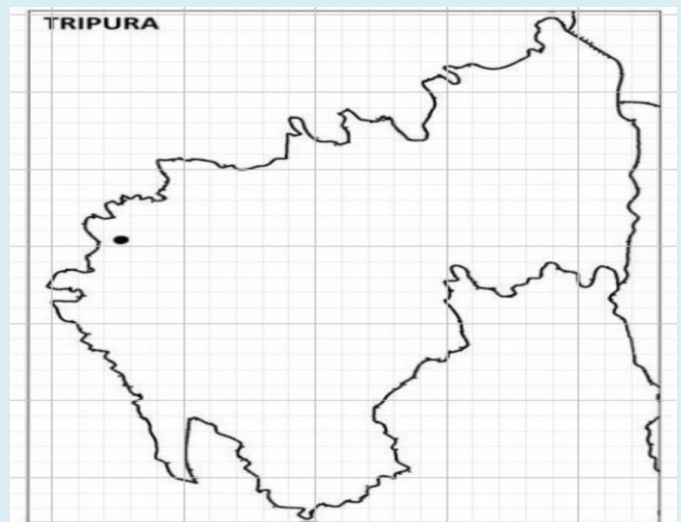
Write the answers of the given products in Mizo language.

ACTIVITY 3 : Area of Tripura

Colour the state Tripura with orange colour in the given map of India.



Count the small squares and calculate the area of Tripura in square units.



6. SUBJECT : THIRD LANGUAGE

FRENCH:

ACTIVITY 1. Learn French while singing; practice the song with the lyrics given: "Jean petit qui danse" – La chanson français avec les parties du corps

JEAN PETIT QUI DANSE

Oyez, oyez bonnes gens,
Je vais vous conter l'histoire de Petit Jean.



Jean Petit qui danse
De son doigt il danse
De son doigt, doigt, doigt
Ainsi danse Jean Petit

Jean Petit qui danse
De sa main il danse
De son doigt, doigt, doigt
De sa main, main, main
Ainsi danse Jean Petit

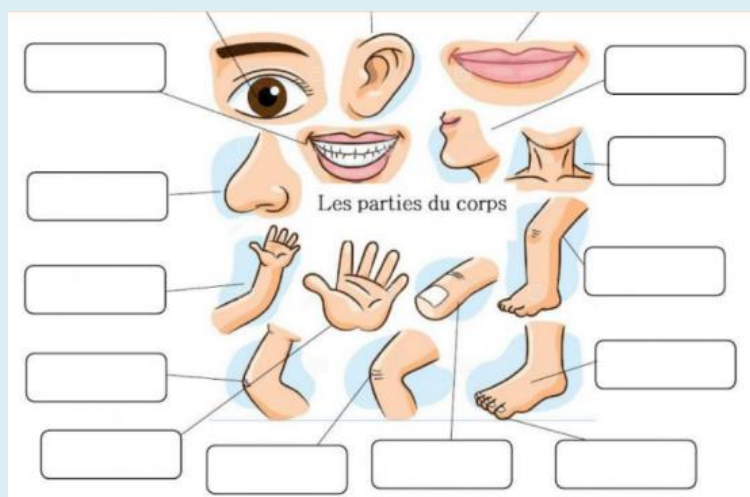
Jean Petit qui danse
De son bras il danse
De son doigt, doigt, doigt
De sa main, main, main
De son bras, bras, bras
Ainsi danse Jean Petit

Et ainsi de suite pour toutes les parties du corps.
De son pied, de sa jambe, de son ventre, de sa fesse, de son
épaule, de ses hanches, de sa tête... , de son corps, de son
coeur.

Kindly refer to YouTube link

<https://www.youtube.com/watch?v=9BgyvEXTZbk>

ACTIVITY 2 : Dessiner et nommer les différentes parties du corps humain.



ACTIVITY 3 : In Political map of France mark 10 cities. Write about any one City of France in 80-100 words.



SANSKRIT

1. रंगीन पेपर पर 10 दैनिक प्रयोग की वस्तुओं के चित्र चिपकाएं और उनके नाम संस्कृत में लिखकर एल्बम की तरह प्रस्तुत करें।
2. एक श्लोक सुंदर अर्थ सहित लिखकर याद करें और उससे संबंधित चित्र चिपकाएं।
3. दिए गए शब्द रूप और धातु रूप याद करें, लिखें।
4. Students will also make a short chart of given shlok and learn that सर्वे भवन्तु सुखिनः सर्वे सन्तु निरामयाः
5. छात्रोंको त्रिपुरा के 3 व्यंजनों और मिजोरम के 3 व्यंजनों की तस्वीर या चित्र लगाकर किसी एक व्यंजन की बनाने की विधि लिखनी है

PUNJABI

ਛੁੱਟੀਆਂ ਦਾ ਕੰਮ ਜਮਾਤ ਸੱਤਵੀਂ

ਪਿਆਰੇ ਬੱਚਿਓ! ਤੁਹਾਡੇ ਸਾਹਮਣੇ ਭਾਰਤ ਦੇਸ਼ ਦੇ ਕੁਝ ਤਿਉਹਾਰ ਰੱਖੇ ਹਨ, ਜੋ ਕਿ ਪੰਜਾਬ ਵਿਚ ਵੀ ਬੜੇ ਚਾਅ ਅਤੇ ਧੂਮਧਾਮ ਨਾਲ ਮਨਾਏ ਜਾਂਦੇ ਹਨ। ਤੁਸੀਂ ਇਹਨਾਂ ਵਿਚੋਂ ਕੋਈ ਵੀ ਤਿਉਹਾਰ ਚੁਣ ਕੇ ਸੰਬੰਧਿਤ ਜਾਣਕਾਰੀ ਇਕੱਤਰ ਕਰਕੇ ਤਸਵੀਰਾਂ ਚਿਪਕਾ ਕੇ ਮਾਪਣੇ ਪ੍ਰੋਜੈਕਟ ਨੂੰ ਸਫਲ ਬਣਾਉਣਾ ਹੈ। ਇਸ ਪ੍ਰੋਜੈਕਟ ਦੇ ਅੰਕ ਦਿੱਤੇ ਜਾਣਗੇ ਅਤੇ ਸਾਰਾ ਪ੍ਰੋਜੈਕਟ ਗਤੀਵਿਧੀ ਫਾਈਲ ਵਿਚ ਕਰਨਾ ਹੈ।


ਸ਼ੁਰੂ

1. ਤੁਹਾਨੂੰ ਇਹ ਤਿਉਹਾਰ ਕਿਉਂ ਪਸੰਦ ਹੈ?
2. ਤੁਸੀਂ ਸਮਾਜ ਨੂੰ ਇਸ ਰਹੀ ਕੀ ਸੁਨੇਹਾ/ ਸੰਦੇਸ਼ ਦੇਣਾ ਚਾਹੋਗੇ?
3. ਇਸ ਤਿਉਹਾਰ ਦਾ ਇਤਿਹਾਸ ਕੀ ਹੈ?

ਛੁੱਟੀਆਂ ਵਿਚ ਕਿਸੀ ਵੀ ਇੱਕ ਵਿਸ਼ੇ ਤੇ ਪੰਜਾਬੀ ਕਵਿਤਾ ਤਿਆਰ

ਕਰਨੀ ਹੈ, ਜਿਸਦਾ ਉਚਾਰਣ ਵਧੀਆ ਤਰੀਕੇ ਨਾਲ ਕੀਤਾ ਜਾਣਾ ਚਾਹੀਦਾ ਹੈ। ਇਸ ਗਤੀਵਿਧੀ ਦੇ ਪੰਜ ਅੰਕ ਹੋਣਗੇ।

ਵਿਦਿਆਰਥੀਆਂ ਨੇ ਤ੍ਰਿਪੁਰਾ ਅਤੇ ਮਿਜ਼ੋਰਮ ਵਰਗੇ ਸ਼ਹਿਰਾਂ ਦੇ ਸਾਹਿਤਕਾਰਾਂ ਦੀ ਖੋਜ ਕਰਨੀ ਹੈ ਅਤੇ ਉਥੋਂ ਦੇ ਮਸ਼ਹੂਰ ਕਿਸੇ ਦੋ ਸਾਹਿਤਕਾਰਾਂ ਬਾਰੇ ਲਿਖੇ ਅਤੇ ਤਸਵੀਰਾਂ ਚਿਪਕਾਓ।



7. SUBJECT : COMPUTER

A PowerPoint presentation containing at least 15-20 slides with Animation including video and sound on the topic "Natures' Paradise - Mizoram".

Get the presentation on a CD/DVD (Properly labelled).

8. SUBJECT : ART and CRAFT

1. Garden scene with any medium of colours
2. Figure drawing 2
3. Drawing of your room

Integrated activity- Make a collage on different cuisines of Tripura and Mizoram